

WCGH Medical Staff Go-Live Update: June 29, 2022

Tip of the Day: Sharing Autotexts and Useful Autotext Examples

Autotext can help increase efficiency when standard text content is desired in a note. Some autotext commands bring EHR chart data into your notes, which can be useful in document templates that do not include these preformatted components. A list of common autotext commands that are high-yield and high-use for providers are below:

Commonly Used Autotext Commands with Chart Content:

.problems	.ProcedureHistory	.familyhx	.socialhx
.labs	.meds-inpatient	.vitals24hours	.bpslast7
.weightslast7	.bowelslast14	.edlabs	

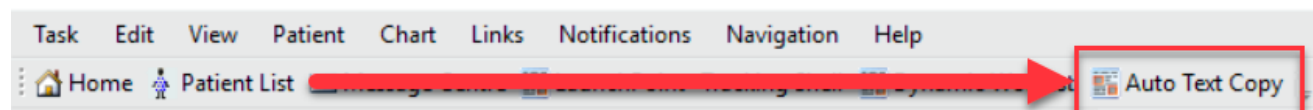
Commonly Used Autotext Commands with Standard Text:*


.ROSComplete	.ROSShort	.PEComplete	.PEShort
--------------	-----------	-------------	----------

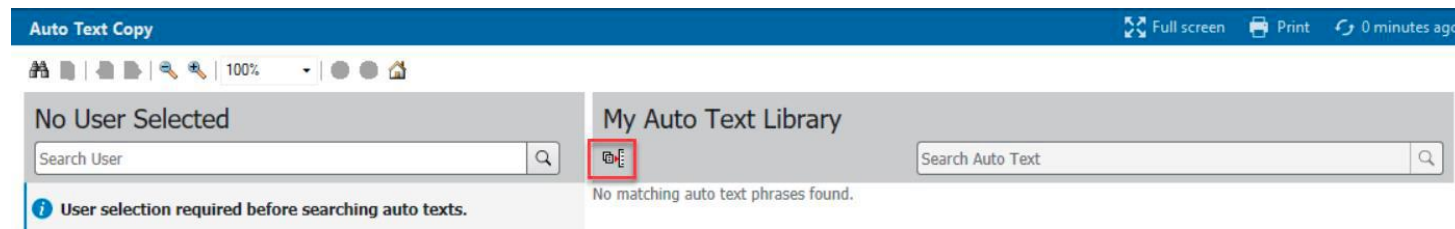
*Note: Any autotext insert indicating physical examinations findings, including “normal” or “negative” findings, **must** be edited to match the findings obtained during the history and physical assessment for each individual.

Sharing/Copying Autotexts:

Utilize the Auto Text Copy function to copy others’ auto texts into your personal auto text library.



Once an auto text has been copied into your personal auto text library, you can modify/edit the auto text using the Manage Auto Text  icon.



Drawings – We Heard You

We have heard there is a need to add drawings into a note in PowerChart. Unfortunately, this functionality is not easily available at this time. In the interim, if you hand draw on a paper progress note it will be saved as part of the permanent paper patient record. Please reference in your electronic progress note that there is a drawing on the paper chart.